

DOĞANLI KÖYÜ
3222 ADA 32 NUMARALI PARSEL
İTIRAZ

İMALATHANE
E=0.50
Yençok=13.70 m

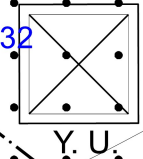
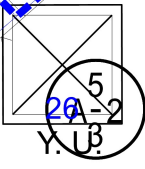
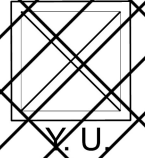
E=0.50
Yençok=13.70 m

SOSYAL
TESİS ALANI.
E=0.60
Yençok=9.70 m

E=0.80
Yençok=Serbest

PARK

SOSYAL
TESİS ALANI.



12 00

15 00

10 00

15 00

0.30
0.60

76

00

33

34

35

94

6579

2929

5
20
2
Y.U.

6559
6558

6569
6561

6549
6575

6574
6565

6548
6573

6577
6578

6555
6556

6527
6524

6521
6516

6513
6519

6520
6539

6833

73/A

6557

6513

6539

5000